
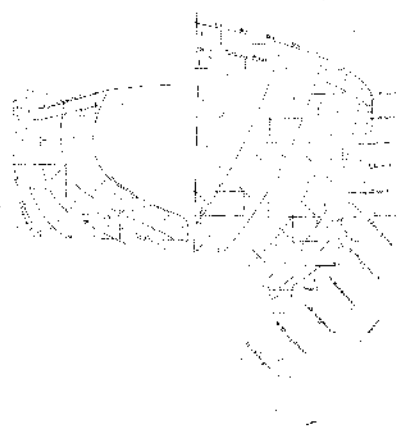



SYMBOLS AND DIMENSIONS

LOA	44' 0"
BEAM	12' 0"
DECK	12' 0"
WHEELS FORWARD	12' 0"
DISPLACEMENT	12' 0"



25' 0" C.A. CENTER YACHT

LINEAR PLAN

SCALE: 1/4" = 1'-0"

Dec 1951

DESIGNED BY: GUY R. HARRISON
MANUFACTURED BY: HARTLINE